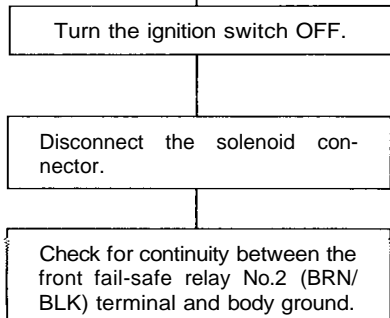
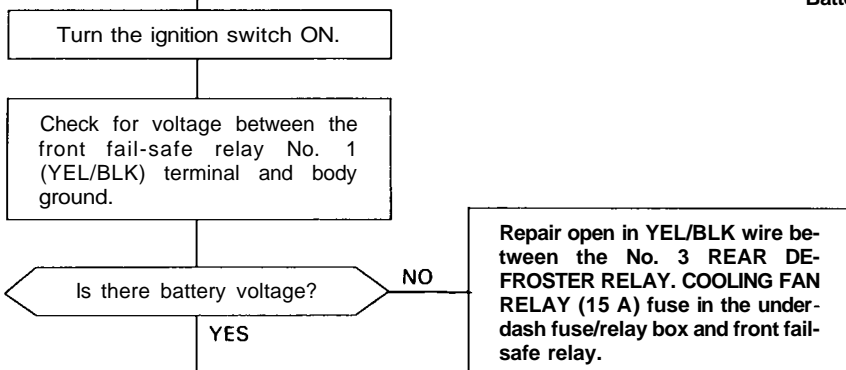
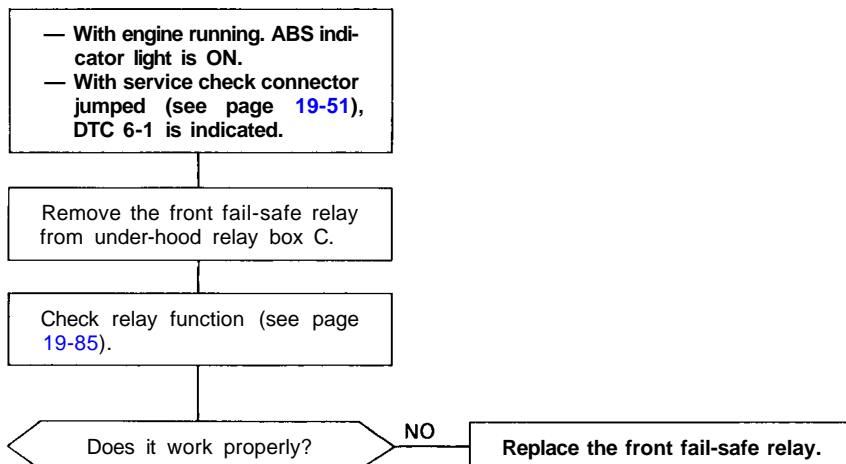


## Diagnostic Trouble Code (DTC) 6-1: Front Fail-Safe Relay Circuit

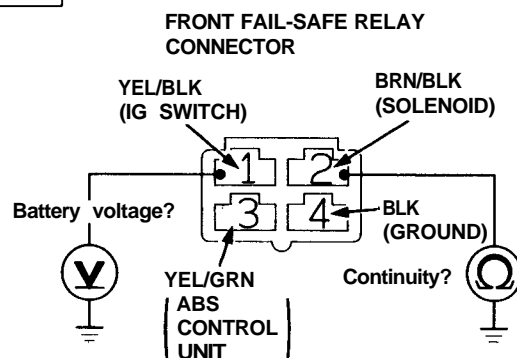
**CAUTION:** Use only the digital multimeter to check the system.

### Pre-test steps:

- Check ABS B1 (15 A) fuse and ABS B3 (15 A) fuse in the under-hood fuse/relay box.
- Check for loose under-hood fuse/relay box connectors.



(To page 19-66)



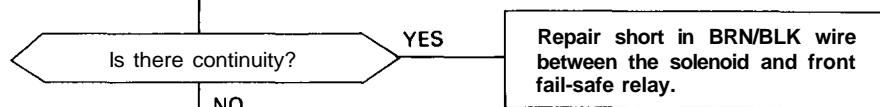
View from terminal side.

(cont'd)

# Troubleshooting


## Flowcharts (cont'd)

(Front page 19-65)



NO

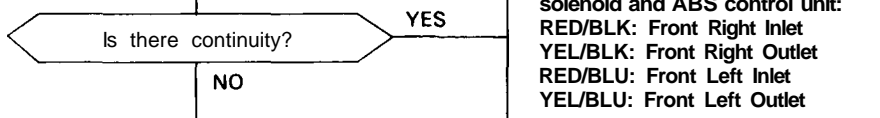
Check each wire for continuity between the solenoid connector terminals and body ground  
No.4 (BRN/BLK): Front Right  
No.6 (BRN/BLU): Front Left



NO

Disconnect the 12P (cars with TCS: 14P) connector from the ABS control unit.

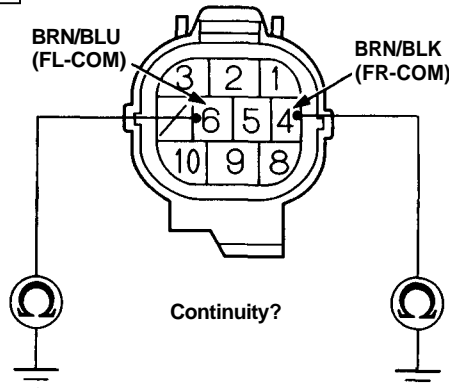
Check each wire for continuity between the ABS control unit and body ground.  
RED/BLK: Front Right Inlet  
YEL/BLK: Front Right Outlet  
RED/BLU: Front Left Inlet  
YEL/BLU: Front Left Outlet



NO

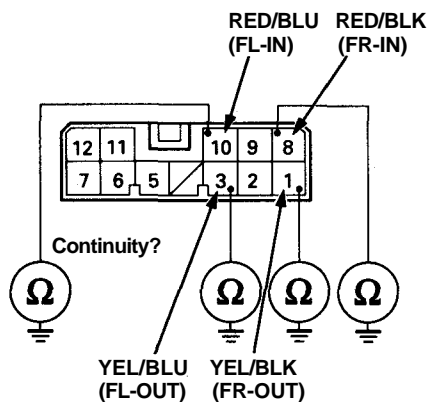
(To page 19-67)

SOLENOID CONNECTOR

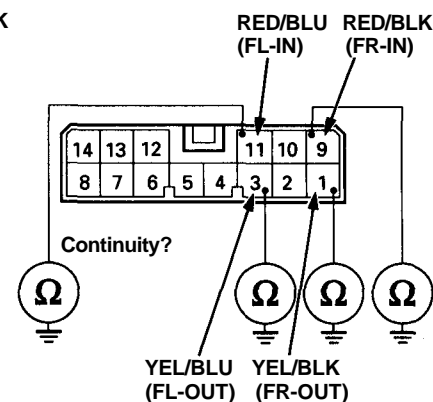


View from terminal side.

Cars without TCS  
12P CONNECTOR



Cars with TCS  
14P CONNECTOR



View from ABS control unit terminal side.

(From page 19-66)

Remove the rear fail-safe relay from under-hood relay box C.

Disconnect the 18P (cars with TCS: 20P) connector from the ABS control unit.

Check for continuity between the No. 17 (cars with TCS: No. 19) (YEL/GRN) terminal and body ground.

Is there continuity?

YES

Repair short in YEL/GRN wire between the ABS control unit and front fail-safe relay.

NO

Reinstall the front fail-safe relay.

Turn the ignition switch ON.

Check for voltage between the No. 17 (cars with TCS: No. 19) (YEL/GRN) terminal and body ground.

Is there battery voltage?

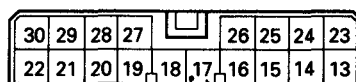
NO

Repair open in YEL/GRN wire between the front fail-safe relay and ABS control unit.

YES

Check for loose ABS control unit connectors. If necessary, substitute a known-good ABS control unit and recheck.

Cars without TCS  
18P CONNECTOR

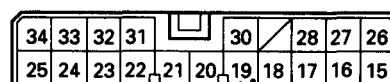


Continuity?



YEL/GRN (FSR)

Cars with TCS  
20P CONNECTOR

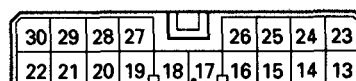


YEL/GRN (FSR)

Continuity?

View from ABS control unit terminal side.

Cars without TCS  
18P CONNECTOR

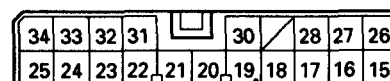


Battery voltage?



YEL/GRN (FSR)

Cars with TCS  
20P CONNECTOR



Battery voltage?



YEL/GRN (FSR)

View from ABS control unit terminal side.

(cont'd)